

# Chemical Composition of Some Conventional Fishes Obtained in Asejire Dam, Egbeda Local Government Area of Oyo State, Nigeria

\*<sup>a</sup>Oyekanmi, F. B. and <sup>b</sup>Olutimehin I.O.

<sup>a</sup>Department of Agricultural Sciences,

Osun State College of Education, P.M.B. 5089, Ilesa, Osun State, Nigeria

<sup>b</sup>Department of Animal Science and Production,

Joseph Ayo Babalola University, Ikeji-Arakeji, Osun State, Nigeria

\*Corresponding Author's email: [fumboye17@yahoo.com](mailto:fumboye17@yahoo.com)

doi: <https://doi.org/10.37745/ijcabg.16/vol9n13044>

Published November 13, 2024

**Citation:** Oyekanmi, F. B. and Olutimehin I.O. (2024) Chemical Composition of Some Conventional Fishes Obtained in Asejire Dam, Egbeda Local Government Area of Oyo State, Nigeria, *International Journal of Cell, Animal Biology and Genetics*, Vol.9, No.1, pp.,30-44

**Abstract:** Freshly caught freshwater fish samples of three conventional fishes *Clarias gariepinus* (Burchell, 1822), *Chrysichthys nigrodigitatus* (Lacepede, 1803) and *Parachanna obscura* (Gunther, 1861) were purchased from Asejire Dam in Egbeda Local Government Area of Oyo State Nigeria in April, 2017. Fishes were degutted, washed and processed using steam-cooking, oven-drying, kiln-drying and raw as control. Samples were divided into four equal portions of 500g each and transported in ice to the Central Research Laboratory, Federal University of Technology, Akure for Proximate analysis. Free Fatty Acid was also determined according to the methods of (AOAC, 2005). Crude fat estimation was done using the Folch Method. Minerals were obtained by Dry-ashing the fish samples at 550°C and determined using Atomic Absorption Spectrophotometer (Perkin-Elmer Model 403, Norwalk CT). Potassium was determined by flame photometer (Corning, UK Model 405), [AOAC, 1980] and Phosphorus by vanadomolybdate calorimetric method. Descriptive statistics (mean and standard deviation) were conducted while statistical significance ( $P < 0.05$ ) was determined by Analysis of Variance (ANOVA) with SPSS version 10. Duncan multiple range test was used to determine significant differences between the means. The results showed that the moisture contents were highest (72.43%) in raw *C. gariepinus* and lowest (7.23%) in kiln-smoked *C. gariepinus*. Ash content was highest (9.26%) in kiln-smoked *C. gariepinus* and lowest (0.89%) in steamed-cooked *C. gariepinus*. Kiln-smoked *C. gariepinus* had the highest fat content (29.72%) and raw *C. gariepinus* recorded the lowest (0.86%) fat. Crude fibre was present in *P. obscura* and conspicuously absent in other species. Crude protein content ranged from 73.40% in kiln-smoked *P. obscura* to 17.31% in raw *C. nigrodigitatus*. Carbohydrate was highest (12.82%) in steamed-cooked *C. gariepinus* and lowest (0.45%) kiln-smoked *C.*

*nigrodigitatus. Free Fatty Acid was highest (1.90%) in steamed-cooked P. obscura but lowest (0.92%) in kiln-smoked C. gariepinus and steamed-cooked C. nigrodigitatus respectively. fibre content was absent in all the species except P. obscura that has low fiber content. the above reveals that moisture, ash, crude protein, fat, fiber, Carbohydrate and Free Fatty Acid were not significantly ( $p>0.05$ ) affected by the treatment. Minerals contents of all the species subjected to different processing methods were within tolerable levels needed for optimal growth and development. Cadmium was not detected in all the fishes irrespective of processing method. The above reveals that Cu, Fe, Zn, Mg, Ca, and K were not significantly ( $p<0.05$ ) affected by the processing methods. The Mean value of treatment in C. gariepinus is similar to C. nigrodigitatus but significantly ( $p<0.05$ ) lesser than P. obscura. Based on the findings of this study, Kiln-smoking is the best processing method and P. obscura has the highest protein content. Its culture could be initiated through research efforts to boosts its availability at affordable price. The finding of this research will be useful to the consumers in choosing fish based on their nutritional values rather than taste, appearance, norms and other physical features.*

**Keywords:** Proximate composition, Minerals, conventional fishes, Asejire, processing methods.

## INTRODUCTION

Fish is one of the most important foods valued for its nutritional qualities. Fish protein is a good source of high quality protein containing essential amino acids in the amount and proportion required for good nutrition. It also provides a good source of vitamins and minerals. The importance of fish in the diets of infants, young children and pregnant women cannot be over-emphasized. The crude protein content of fish can be of immense nutritional value to pregnant women for proper development of the fetus and prevention of abortion. It will also enhance proper mental and development of immunity against diseases among growing children (NAFDAC, 2003). In low-income countries, staple foods such as rice, wheat, maize, and cassava make up the bulk of the food consumed by the people. However, some essential nutrients (essential amino acids and micronutrients) are not found in these staples. These important nutrients can be supplied by fish because they contain very light connective tissue (Eyo, 2001).

Fish is a key ingredient on the global menu, vital factor in the global environmental balance, and an important basis for livelihood worldwide (UNICEF, 2006). Fish has no cultural or religious restrictions which makes it more advantageous than pork, beef and mutton (NIFFR, 1999) Fish is an indispensable source of micronutrients, such as iron, iodine, zinc, vitamin A and B (Haruna, 2003; World Fish Centre, 2005). Present knowledge of the chemical proximate composition of fish species from Nigerian waters is scanty. The measurement of some nitrogen free extract and crude fiber is often necessary to ensure that they meet the dietary requirements and commercial specification (Onyia *et al.*, 2010). Some authors had worked on the comparative proximate

composition of wild and cultured *Clarias gariepinus* (Edward 2006; Olapade *et al.* (2011), *Clarias anguillaris* (Onyia and Danwesh, 2008).

However, fish is highly perishable because it provides favorable medium for the growth of microorganisms after death (Aliya *et al.*, 2012). An estimate of 40% postharvest losses of total fish landings have been reported in Nigeria (Akande, 1996). Fish spoilage in Nigeria is influenced to a large extent by high ambient temperatures, considerable distances of landing ports to points of utilization and poor as well as inadequate infrastructure for postharvest processing and landing. Thus, it is imperative to process and preserve some of the fish caught in the period of abundance, so as to ensure an all year round supply.

This will invariably reduce post-harvest losses, increase the shelf-life of fish, and guarantee a sustainable supply of fish during off season with concomitant increase in the profit of the fishermen (Eyo, 1997). Proper preservation starts the moment fish is harvested until reaches the consumer's table (Oluborode *et al.*, 2010).

Fish is an extremely perishable commodity, spoiling soon after death, due to enzymatic and microbial actions. Some factors responsible for this include the prevailing high temperatures in Nigeria and the facilities for processing; storing and distributing the fish caught are frequently inadequate or non-existence in most cases. There is therefore enormous waste through spoilage of both fresh and dried fish.

Fish is smoked until cooked in order to obtain a product with extended Shelf-life, since alternative preservation methods such as refrigeration are absent in remote fishing villages where most fish processing takes place. The determination of some proximate parameters such as moisture, ash, lipid and protein contents are necessary so as to ascertain that they meet the requirements of food regulations and commercial specifications (Aremu and Ekunode 2008, Eyo 1997, Oyarekua and Ketiku 2012).

This study aims at comparing the nutritional characteristics of four conventional fishes from Asejire Lake (*Clarias gariepinus*, *Chrysichthys nigrodigitatus* and *Parachanna obscura*) using different processing methods such as kiln-drying, oven-drying, steam-cooking and raw (as control) with a view to exploring their nutritional value thereby providing preliminary information towards effective utilization of these fishes in various food applications in Africa, especially Nigeria.

Fish makes up about 60% of world protein supply and developing countries derive more than 30% of their annual protein from fish (FAO 1994). Teutscher (1990) reported that fish provides between 30% and 80% of the total animal protein intake of the coastal people of West Africa. In Nigeria fish constitute 40% of animal protein intake. Fish demand is increasing as a result of the increasing world population, higher living standards and the good overall image of fish among consumers

(Cahu *et al.*, 2004). In addition, the demand for fish is on the increase due to the health benefits of eating fish and due to increase in human population (Oshozekhai and Ngueku, 2014). Fish and fish products are highly nutritious with protein content of 15 to 20% and are particularly efficient in supplementing the cereal and tuber diets widely consumed in Africa (Fagbenro *et al.*, 2005). Kreuzer and Heen (1962); Waterman (1976); Olomu (1981); Ojutiku *et al.* (2009) also highlighted that fish is rich in protein with amino acid composition very well suited to human dietary requirements comparing favorably with egg, milk and meat in the nutritional value of its protein. Fish also contains absorbable dietary minerals. In Nigeria, fish is eaten fresh and smoked and form a much cherished delicacy that cut across socio-economic, age, religions and educational barriers (Adebayo *et al.*, 2008) and it is a rich source of protein commonly consumed due to the higher cost of meat and other sources of animal protein.

Although West Africa especially Nigeria is suffering from food insecurity, developing proper processing and preservation techniques of fish and fish products contributes to proper resource utilization. Even the current produced fish, has faced a post-harvest loss due to lack of personal hygiene and shelf elongating process technology. So the need for easily available modified technology to reduce this loss before it reaches the market is very vital. In addition, developing appropriate process technology creates market opportunity (business) for the fish products. Even though other processing and preservation techniques are well studied, smoking, oven drying and cooking plays major roles in processing and preservation techniques. Several comparative inter study of proximate and nutrient analyses of different processing method of most sought after conventional freshwater fish species has been compared.

The proximate composition values obtained would be useful in helping consumers in choosing fish based on their nutritional values and will also provide an update to food composition database as little efforts was placed on post-harvest technology to cater for unprecedented glut in fisheries industry in Nigeria.

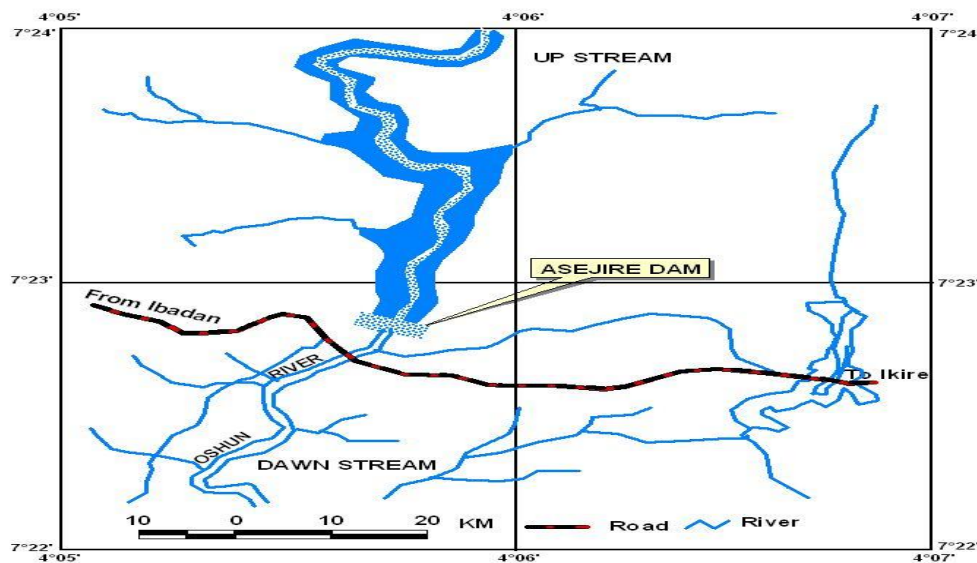
This study is quite auspicious, so that proper post-harvest management plans or strategies to sustain this valuable fish in the lake will be established also; there are no records on the study of *Clarias gariepinus*, *Chrysichthys nigrodigitatus* and *Parachanna obscura* simultaneously, hence the relevance of this study.

## **METHODOLOGY**

### **Study Area**

Fish samples were conducted at Asejire water dam in Egbeda Local Government Area of Osun state, Nigeria. Asejire dam is man-made, constructed on river Osun in 1972. It lies on latitude 7° 23' North and longitude 4° 05' West. (Fig. 1)

The catchment area of the dam is 7,800km<sup>2</sup> and the impounded area is 2,342 hectares. River Osun is one of the series of West African rivers which do not drain into Niger systems but discharge into coastal Lagoons and creeks bordering the Atlantic Ocean. The dam has a normal pool elevation (water level) of 150m and maximum flood elevation of 152.4m. The lake has appropriate gross storage of 7,403 million litres. (Osun State Water Corporation).



**Fig. 1: Map Showing Asejire Water Dam**  
Source; Field survey, 2017.

### Sample collection and treatment

Twelve (12) each of Fresh sample of three conventional fishes namely: *Clarias gariepinus*, *Chrysichthys nigrodigitatus* and *Parachanna obscura* were purchased from a fisherman in Asejire Dam in April, 2017. They were weighed, with standard length measured, degutted, washed with running water to remove dirt and to prevent cross contamination.

The samples were transported in ice to the Central Research Laboratory (CRT) of Federal University of Technology, Akure for analysis. The samples were divided into four equal portions of about 500g each and labeled appropriately.

### Processing procedures

This involves the raw form (control), Steam-cooking in a pressure cooker for 15 minutes without water or salt, Oven-drying in an electric oven at about 105°C for 4 hours, and Kiln-smoking using

coal as source of heat. The dried samples were blended separately into fine powder and labeled accordingly. All samples were blended using Kenwood food blender.

The raw and processed powdered portions were placed in a labeled plastic container and the processed fish was stored inside the deep freezer in the laboratory at about  $-10^{\circ}\text{C}$  prior to analysis as adopted from Buikema *et al.* (1982).

### Proximate Analyses

Moisture, Crude Protein ( $\text{N} \times 6.25$ ), Lipid, Crude Fibre, Ash, Carbohydrate (NFE by difference) and Free Fatty Acid (FFA) were determined in accordance with Association of Official Analytical Chemists International methods (AOAC, 1990). All chemicals were of Analar grade (chemicals of high purity standard with known contaminants for use in chemical analyses).

### Mineral Analysis

The minerals were analyzed from solutions obtained by first dry-ashing the fish samples at  $550^{\circ}\text{C}$  and dissolving the ash in distilled deionized water in flasks. All the metals were determined by using atomic absorption spectrophotometer (Perkin-Elmer Model 403, Norwalk CT). Potassium (K) was determined by using a flame photometer (Corning, UK Model 405), while NaCl and KCl were used to prepare the standards [AOAC, 1980]. Phosphorus (P) was determined by vanadomolybdate colorimetric method [James, 1996]. Mineral elements analyzed include: **Macro elements:** Potassium (K), Calcium (Ca), Manganese (Mn) and Magnesium (Mg) **Micro elements:** Zinc (Zn), Copper (Cu), Cadmium (Cd) and Iron (Fe).

### Statistical Analyses

The descriptive statistics (mean and standard deviation) were conducted while statistical significance of differences ( $P < 0.05$ ) was determined by analysis of variance (ANOVA) with SPSS version 10.0 (Duncan, 1955) was performed to determine significant differences between the paired samples.

## RESULTS AND DISCUSSION

### Results

The **moisture** contents in this findings fell within acceptable standard average of about 70%. However, there were ranges with highest (72.43%) in raw *C. gariepinus* and lowest (7.23%) in kiln-smoked *C. gariepinus*. **Ash content was highest (9.26%) in kiln-smoked *C. gariepinus* and lowest (0.89%) in steamed-cooked *C. gariepinus***

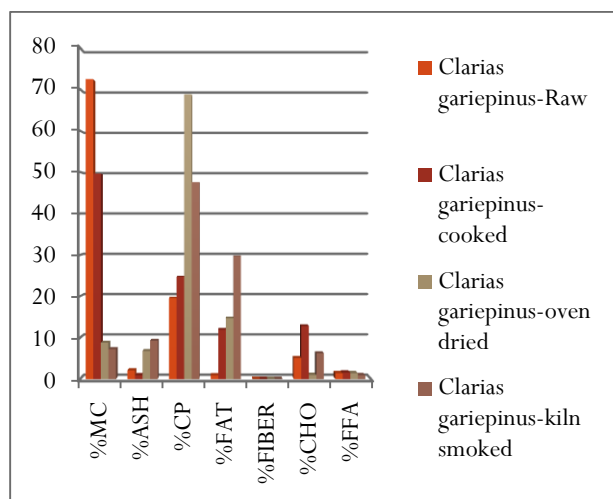
**Fat** in Kiln-smoked *C. gariepinus* is highest (29.72%) and raw *C. gariepinus* recorded the lowest (0.86%) fat. **Crude fibre** is present in *P. obscura* and conspicuously absent in all the other species under study. **Crude protein** content ranged from 73.40% in kiln-smoked *P. obscura* to 17.31% in raw *C. nigrodigitatus*. **Carbohydrate** was highest (12.82%) in steamed-cooked *C.*

*gariiepinus* and lowest (0.45%) kiln-smoked *Chrysichthys nigrodigitatus* **Free Fatty Acid** was highest (1.90%) in steamed-cooked *P. obscura* but lowest (0.92%) in kiln-smoked *C. gariiepinus* and steamed-cooked *Chrysichthys nigrodigitatus* respectively.

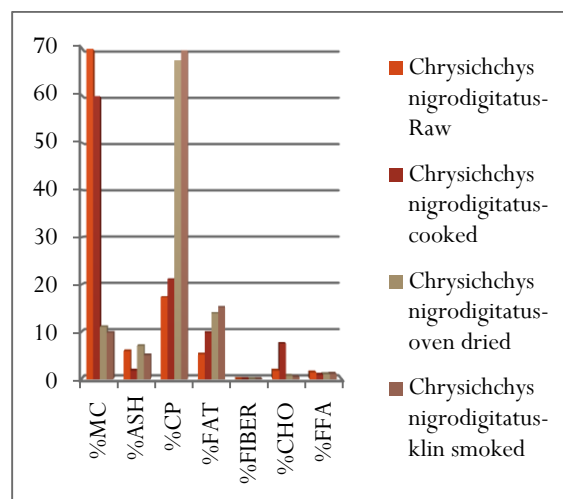
The **mineral** results showed that the concentration of Calcium was highest in kiln smoked *P. obscura* (1866.83 mg/l) followed by oven dried. *C. gariiepinus* (1843.17 mg/l), lowest in steam-cooked *C. gariiepinus* (80.4 mg/l). Minerals contents of all the species subjected to different processing methods are within tolerable levels needed for optimal growth and development.

**Cadmium** was not detected in all the fishes irrespective of the processing methods.

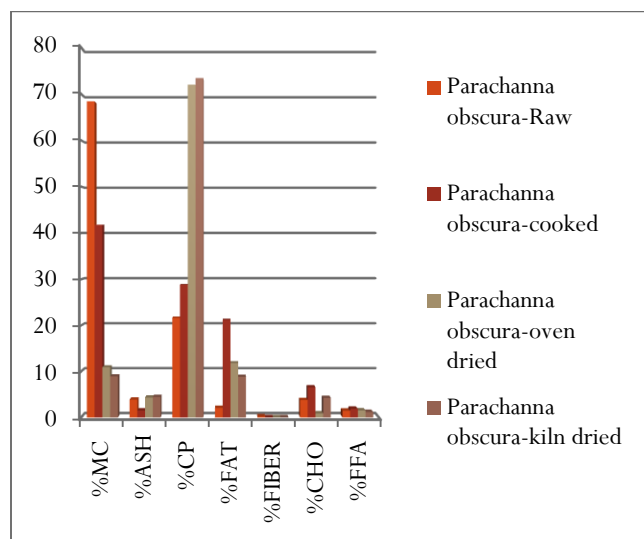
The charts below show the Percentage Proximate composition and Free Fatty Acid contents of the samples under four processing methods are presented in figures 2- 4



**Fig. 2**



**Fig. 3**



**Fig. 4**

**Table 1: Mean proximate and free fatty acid composition of samples**

<i>Tx</i>	<i>C. gariepinus</i>	<i>C. nigrodigitatus</i>	<i>P. obscura</i>	SEM
<b>MC</b>	34.52±32.00	37.60±31.62	32.52±28.23	8.03
<b>Ash</b>	4.74±3.93	4.95±2.26	3.55±1.38	0.73
<b>CP</b>	40.16±23.25	43.80±25.11	48.97±31.03	16.01
<b>Fat</b>	14.30±8.10	11.04±4.49	6.00±5.18	1.82
<b>CF</b>	0.00±0.00	0.00±0.00	0.07±0.10	0.01
<b>CHO</b>	6.27±10.12	2.60±3.25	3.87±12.92	3.76
<b>FFA</b>	1.32±0.28	1.13±0.21	1.53±0.29	0.08

**a-b: mean within rows having different superscript are significantly different (p<0.05)**

The above reveals that Moisture, Ash, Crude protein, Fat, Fiber, CHO and FFA were not significantly (p>0.05) affected by the treatment.

**SEM= Standard Error of Mean**



**Table 2: Result of Mineral composition of samples under four processing methods (ppm)**

Tx	Cd	Cu	Fe	Mn	Zn	Mg	Ca	K
1A	ND	3.80	31.49	1.42	24.17	96.19	1079.40	2343.45
1B	ND	1.98	11.10	ND	7.41	98.41	80.40	1950.50
1C	ND	35.89	223.04	4.99	46.84	103.08	1843.17	21405.78
1D	ND	2.27	18.82	0.65	23.62	67.90	345.23	4514.25
2A	ND	3.77	11.50	2.83	17.91	95.65	823.76	1858.49
2B	ND	4.98	42.00	0.50	29.33	102.88	205.67	4447.76
2C	ND	31.34	235.53	10.95	32.82	104.37	1637.01	3452.74
2D	ND	6.21	64.87	5.32	88.63	92.09	510.78	6179.08
3A	ND	4.99	54.10	10.48	30.42	105.68	770.16	6457.09
3B	ND	39.34	71.92	3.98	45.80	106.96	1533.57	4950.20
3C	ND	10.38	44.56	16.20	25.31	88.76	1045.80	5789.04
3D	ND	12.49	61.15	25.97	69.91	106.78	1866.83	5464.54

**Table 3: Mean Mineral composition of samples (ppm)**

Tx	<i>C. gariepinus</i>	<i>C. nigrodigitatus</i>	<i>P. obscura</i>	SEM
Cu	10.9816.62	11.5713.21	16.80	4.02
Fe	71.11	88.47	57.93	21.94
Mn	1.76 <sup>a</sup>	4.90 <sup>ab</sup>	14.15 <sup>b</sup>	2.25
Zn	25.51	42.17	42.86	6.61
Mg	91.40	98.75	102.04	3.18
Ca	837.05	794.30	1304.10	182.25
K	7553.50	3984.51	5665.21	1497.96
Cd	nd	nd	nd	-

-b: Means within rows having different superscripts are significantly different (P<0.05)

The above reveals that Cu, Fe, Zn, Mg, Ca, and K were not significantly (p<0.05) affected by the treatment (processing methods).

The Mn. value of treatment in *Clarias* is similar to *Chrysichthys* but significantly ( $p < 0.05$ ) lesser than *Parachanna*

\*nd – not detected

### Discussion

The proximate composition of nutrients in all fish samples showed variation among the individual species.

**Moisture** contents in all the raw of the three species were within the acceptable level (60-80 %), which could be due to the stable water levels because the dam has a normal pool elevation (water level) of 150m and maximum flood elevation of 152.4m. The dam has appropriate gross storage of 7,403 million litres in the location where the fish were collected (Osun State Water Corporation, Adewumi, *et al.* 2014). The percentage of water is also a good indicator of its relative content of energy, protein and lipid (Olagunju, *et al.* 2012). This perennial water availability ensures the well being of the fish species in the water body of the dam and thus their sustainability. Moisture content in all the species agreed with observation of Udo (2012), Olagunju, *et al.* (2012), and Mazumder, *et al.* (2008) in several freshwater fish species.

There were variations in the **Protein** content of the three species examined in this study, with *Parachanna obscura* recording the highest value. The high protein content of *Parachanna obscura* may be attributed to the fact that they are carnivorous and known to feed on mollusks, shrimps, crabs and fish. Abdullahi (2001) reported that the protein content in fish vary with species due to certain factors such as the season of the year, effect of spawning and migration, food availability etc. Fish of various species do not provide the same nutrient profile to their consumers (Soriguer *et al.*, 1997; Takama *et al.*, 1999). According to Daniel and Anthony (2013), it was reported that protein content of *P. obscura* compares favourably with other members of the family Channidae.

These differences in the nutritional compositions of different species may be attributed to food composition, food and feeding habit, feeding rate, habitats, sex, age, size, genetic traits and season/migration (Abdullahi, 2001). However, despite the variations, the range of protein in fish in this study indicates that these species of fishes are good sources of protein to consumers.

According to Ackman [1989], fish can be grouped into four categories according to their fat content: lean fish (< 2 %), low fat (2 to 4 %), medium fat (4 to 8%), and high fat (> 8%). From the results obtained, the mean **Lipid** contents *C. gariepinus* and *P. obscura* indicates that they are low in fat in raw form, while *C. gariepinus* and *Chrysichthys nigrodigitatus* can be classified as a high fat fish in raw and steamed cooked forms as compared to the other two. On the other hand, *C. gariepinus* and *C. nigrodigitatus* have high lipid content as compared to *P. obscura*. This indicates that both fishes are better sources of lipid in the body when consumed. Udo (2012) equally reported high values of fat for *Heterobranchus longifilis*, *Clarias gariepinus* and *Chrysichthys nigrodigitatus* of the Cross River, Nigeria. However, this result is at variance with 2.13% protein

contents for *C. nigriodigitatus* obtained from Yenegoa as reported by Keremah and Amakiri (2013). The differences in these values could be due to age variation, season and maturity. Species difference may also contribute to the significant differences in the total lipid (Piggot and Tucker, 1990).

**Ash** is a measure of the mineral content of every food item. (Adewumi *et al.*, 2014). The range of ash in this study suggests that these species of fishes are good sources of minerals such as Calcium, Potassium, Zinc, Iron and Magnesium.

**Fibre** content is completely absent in all the species studied except *Parachanna obscura* that shows significantly low fiber content. This is in agreement with the findings of Daniel and Anthony (2013)

**Carbohydrates** are sources of instant energy used in the body's development and growth (Olagunju *et al.*, 2012). Fish generally have very low levels of carbohydrates because glycogen does not often contribute much to the reserves in the fish body tissue (USDA 2010; Jayasree *et al.*, 1994; Das and Sahu 2001). High Carbohydrate content of raw and steam cooked *C. gariepinus* in this study was above known Recommended Daily Allowance (R.D.A.) value due to increase in age and liver size of the fish (Shahidi 1993), their ability to convert glycogen to glucose under duress, Increase in glucose transportation in low oxygen water due to anaerobic Adenosine Tri-Phosphate (ATP) or lactate production and cool temperature after night feeding which reduces their ability to utilize or burn the excess glucose in their body.

The **Free Fatty Acids** in the fish under different processing shows that the fat contents is in unsaturated forms and are safe as compared to saturated fatty acids in other foods. An unsaturated fat contains good cholesterol which has a protective effect on the cardiovascular system. In addition, unsaturated fats reduce the risk of inflammatory heart diseases and some types of cancer. (University of Maryland, 2015) hence these categories of fishes under study are suitable for consumption where health is considered.

**Minerals** contents of all the species subjected to different processing methods are within tolerable levels needed for optimal growth and development. Cadmium was not detected in all the fishes irrespective of the processing methods. The values were within the WHO /FAO (1974) recommended levels of daily intake of minerals.

These freshwater fishes are good sources of iron and copper. The concentration of these minerals in these freshwater fishes compares favourably with the values obtained for calcium and magnesium for some freshwater fishes. Freshwater fishes are rich sources of minerals especially iron and copper; iron is important for the formation of haemoglobin and copper play crucial role

in iron absorption. This research has shown that all the freshwater fishes are rich sources of minerals for man and other animals.

## CONCLUSION AND RECOMMENDATION

### Conclusion

Based on the findings of this study, Kiln-smoking and Oven-drying were the most suitable methods of processing although steam-cooking is also nutritionally suitable at least for our local consumption and especially in developing countries where all the required sophisticated storage equipment is not available. It can thus be concluded that kiln-smoking is the best when preservation of the fish is the priority and when nutrient conservation is the focus followed by oven-drying. Kiln-drying improved the protein quality by prevention of lipid oxidation as compared with other conventional drying such as use of drum, clay kilns and sun-drying.

The highest protein was found in *P. obscura* and the lowest fat contents were found in the steamed-cooked fishes. *C. gariepinus* and *C. nigrodigitatus* are also good sources of protein and other nutrients.

The information obtained from these findings will be useful to the consumers in choosing fish based on their nutritional values rather than taste, appearance, norms and other physical features.

### Recommendations

- Fish processing should be adopted under strict hygienic conditions and proper storage devices should be put in place.
- Environmental sanitation, education and orientation should be organized for fish processors and workers to improve quality of smoked fish for the benefit of public health and to enhance food safety in the country.
- Since fish and fish products are perishable without any preservative and processing measures, it is imperative and essential to process and preserve fish in order to assure health safety of the product and reduce moisture to the barest minimum as much as possible.
- There are evidences of losses at every stage from harvest to consumption, these losses have direct impact on the nutrition of millions of people, and therefore fishes should be processed as soon as it is harvested.
- *P. obscura* is most preferred in terms of its nutritional characteristics, its culture which has not been established as compared to other conventional fishes in Nigeria should be considered.

## REFERENCES

- Abdullahi, S.A., (2001). Investigation on nutritional status of *Chrysichthys nigrodigitatus*, *Bagrus filamentous* and *Aucheoglanis occidentalis* (Family: Bagridae). *Journal of Arid Zone Fisheries*, 1: 39-50
- Ackman RG. (1989). Nutritional composition of fats in seafoods. *Progress in Food Nutrition Science*. 13:161-241
- Adebayo-Tayo, B.C., Onilude, A.A. and Patrick, U.G. (2008). Micro flora of smoke-dried fishes sold in Uyo, Eastern Nigeria. *World J. Agric. Science*, 4(3):346-350.
- Adewumi, A.A, Adewole, H.A and Olaleye V.F (2014). Proximate and elemental composition of the fillets of some fish species in Osinmo Reservoir, Nigeria. *Agriculture and Biology journal of North America*, 5(3): 109-117
- Akande, G.R. (2011). Fish Processing Technology in Nigeria: Challenges and Prospects. In: Aiyelaja, A.A. and Ijeomah, H.M. (Eds.). *Book of Reading in Forestry, Wildlife Management and Fisheries*. Topbase Nigeria Ltd. New Oko Oba, Lagos. 772-808.
- Aliya, G., Humaid, K., Nasser, A., Sami, G., Aziz, K., Nashwa, M. and Ponnerassery, S. S. (2012). Effect of the freshness of starting material on the final product quality of dried salted shark. *Advance J. Food Sci. Technology*, 4(2): 60-63.
- AOAC, (1990). Official methods of Analysis, 12thEdn, N Horinitz, N (Ed), *Association of official Analytical Chemists*, Washington, Dc USA. 1094.
- AOAC (2005). *Official Methods of Analysis* (18th edition) Association of Official Analytical, Chemists International, Maryland, USA.
- Aremu, M.O. and Ekunode, O.E. (2008). Nutritional evaluation and functional properties of *Clarias lazera* (African catfish) from river Tammah in Nasarawa State, Nigeria. *Am J Food Technol* 2008; 3(4): 264-74.
- Buikema, A.L. (Jr.), Niederiechner BR, Cairns J. (Jr) (1982). Biological Monitoring Part IV – Toxicity testing water Res. 16: 239 – 262.
- Cahu, C., Salen, P. and De Lorgeril, M. (2004). Farmed and wild fish in the prevention of cardiovascular diseases: assessing possible differences in lipid nutritional values. *Nutr Metab Cardiovas*, 14:34–41.
- Daniel A. and Anthony O. (2013). Proximate analysis of snakehead fish, *P. obscura* (Gunther, 1861) of the cross River Nigeria. *Journal of Fisheries and Aquatic Science* 296-298
- Das, S., & Sahu, B. K. (2001). Biochemical composition and calorific content of fishes and Shellfishes from Rushikulya estuary, south Orissa coast of India. *Indian Journal of Fisheries* 48: 297-302.
- Edward, V. (2006). Comparative study of composition of African catfish (*Clarias gariepinus*) obtained from Lake Geriyo and Gesse Daddo Fish Farm, Adamawa State Nigeria. *B. Tech. Thesis*, Federal University of Technology, Yola, 32.
- Eyo, A.A. and Mdaihl, M. (1997). Assessment of post-harvest losses in Nigeria fishery: the kainji lake model. A Technical report submitted to the German Nigerian Kainji lake

project.

Eyo, A.A. (2001). Fish Processing Technology in the Tropics. National Institute of Freshwater Research, New Bussa, Niger State. University of Ilorin, Nigeria Press, 430Pp.

Fagbenro, O.A., Akinbulumo, M.O., Adeparusi, O.E. and Raji, A.A. (2005). Flesh yield, waste yield, proximate and mineral composition of four commercial West African freshwater food fishes. *Journal of Animal and Veterinary Advances*, 4(10):848-851.

FAO (1994). Review of the State of World marine Fisheries Resources, FAD Fish Technology papers 335

Haruna, A. B. (2003). *Aquaculture in the tropics Theory and Practice*. Al-Hassan Kano. 432.

James, C.S. (1996). Analytical Chemistry of Foods. New York, NY: Chapman and Hall.

Jayasree V, Panilekar AH, Wahidulla S, Kamat SY (1994) Seasonal changes in biochemical composition of *Holothuria leucospilota* (Echinodermata). *Indian Journal of Marine Science* 232: 117-119.

Kreuzer, R. and Heen, E. (1962). *Fish Nutrition*. London Fishing News Book Ltd. 445

Mazumder, M. S. A., Rahman, M. M., Ahmed, A. T. A., Begum, M. & Hossain, M.

A. (2008). Proximate Composition of Some Small Indigenous Fish Species (SIS) in Bangladesh. *International Journal of Sustainable Crop Production*. 3(3):18-23

NAFDAC (2003). National Agency for Food and Drug Administration and Control, *Consumer Safety Bulletin* 2(2):1394 – 1596.

Ojutiku, R. O., Kolo, R. J. and Mhammed, M. L. (2009). Comparative study of sun drying and solar tent drying of *Hyperopisus bebeoccidentalis*. *Pak. J. Nutr.* 8(7):955-957.

Olagunju, A, Muhammad, A, Mada, S.B, Mohammed, A, Mohammed H. M, & Mahmoud, K. T. (2012) Nutrient Composition of Tilapia zilli, Hemisynodontis membranacea, Clupea harengus and Scomber Scombrus Locally Consumed in Africa. *World Journal of Life Sciences and Medical Research*; 2:16 – 19

Olaosebikan, Babatunde, B.D. and Aminu, R. (2004). Field Guide to Nigerian Freshwater Fisheries, 2<sup>nd</sup> edition Federal College of Freshwater Fisheries Technology, New Bussa Nigeria, :26-73

Olapade, O.A., Sanwo, S.K. and Oyekola, A.B. (2011). Comparative Studies on the Proximate Composition of Nutrients in *Clarias gariepinus* wild and cultured. *Internet Journal of Food Safety*, 13:130-133.

Olatunde A A (1980). The biochemical composition and nutritive value of *Eutropius niloticus*, *Schilbe mystus* and *Physailia pellucid*, Family Schilbetidae (*Osteichthyes Siluriforms*) from Lake Kainji, Nigeria. *Arch. Hydrobiol.* 88:500-504.

Olayemi, F. F., Adedayo, M. R., Bamishaiye, E. I. and Awagu, E. F. (2011). Proximate composition of catfish (*Clarias gariepinus*) smoked in Nigerian stored products research institute (NSPRI) developed kiln. *Int. J. Fisheries Aquaculture*, 3 (5):96-98.

Olomu J.M, Sxmulikowska S and Bello SA (1981). The gross chemical and amino acid composition of some marine products. National Conference on Agriculture, 3-8 May, 1981, 246-289.

- Oluborode, G. B., Omorinkoba, W. S. and Bwala, R. L. (2010). Development and Construction of an electric furnace and control system for fish drying. *Afr. J. Eng. Res.Dev. (Devon Science Publication)*, 3 (2):123-128. 2010.
- Onyia, L.U. and Danwesh, L.S. (2008). Body and mineral composition of cultured and wild *Clarias anguillaris* from Sudan Montane vegetations in Nigeria. *Journal of Science, Engineering and Technology*, 15(3):8436-8443.
- Onyia, L. U., Milan, C., Manu, J.M. and Allison, D.S. (2010). Proximate and mineral composition in some freshwater fishes in Upper River Benue, Yola Nigeria. *Continental J.Food Science and Technology*, 4:1- 6.
- Oshozekhai, F. E. and Ngueku, B. B. (2014). The use of wood shavings as an alternative fuel wood in fish smoking. *International Journal of Fauna and Biological Studies*, 1 (6): 126-130.
- Oyarekua, M.A and Ketiku, A.O. (2012). The nutrient composition of the African rat. *Adv J Food Sci Technol* 2012; 2(6): 318-24.
- Piggot, G.M. & Tucker, B.W. (1990). *Seafood: Effects of Technology on Nutrition*. New York, USA: Marcel Dekker, Inc.
- Teutscher, F. (1990). The Present and Potential role of small Inland Species on food supply and income generation in Eastern Southern Africa. In: *CIFA Tech. Pap. No. 19*, Rome, FAO 1992, 18-21.
- Udo, P. J. (2012). Investigation of the Biochemical Composition of *Heterobranchus longifilis*, *Clarias gariepinus* and *Chrysichthys nigrodigitatus* of the Cross River, Nigeria. *Pakistan Journal of Nutrition* 11 (10): 865-868
- UNICEF (2006). United Nation Children Development Fund. Vitamin and mineral deficiency micronutrient initiative Canada *KIR* 72: 1 – 5.
- University of Maryland (2015). [www.livestrong.com/article/442489](http://www.livestrong.com/article/442489)
- USDA (2010) US Department of Agriculture, Agricultural Research Service, National Nutrient Database for standard reference, Release 23. Nutrient laboratory.
- Waterman, A.J. (1976). The Production of Dried Fish. *FAO fish report (F42)* Rome. *Fish. Tech. Paper*, 160:115-120.
- West, W.Q.B. (1989). African Inland water Fisheries and the Environment, in proceeding of the National Conference on two decades of Research on Lake Kainji ed. Ayeni, J.S.O. & Olatunde, A.A. 29<sup>th</sup> Nov-1<sup>st</sup> Dec 1989. 58
- World Bank (2004): Enterprise surveys: Prospective Analysis of the Aquaculture sector in the EU, Part 1. Available on: <http://www.enterprisesurveys.org/>
- World Fish Centre (2005). Fish for All: Turning point for Aquaculture and Fisheries in Africa, 28(3 and 4):14 –20.